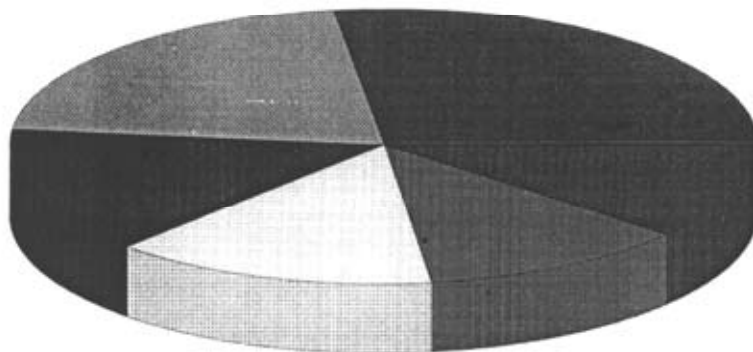



Income Summary  
January 1 through February 23, 2000

0004	%27.28
0002	20.87
0001	15.09
0005	14.01
0006	11.69
0003	-11.06
Total \$401,491.36	




Income and Expense by Month  
Jan 1 - Mar 5, '98

: in 1,000's

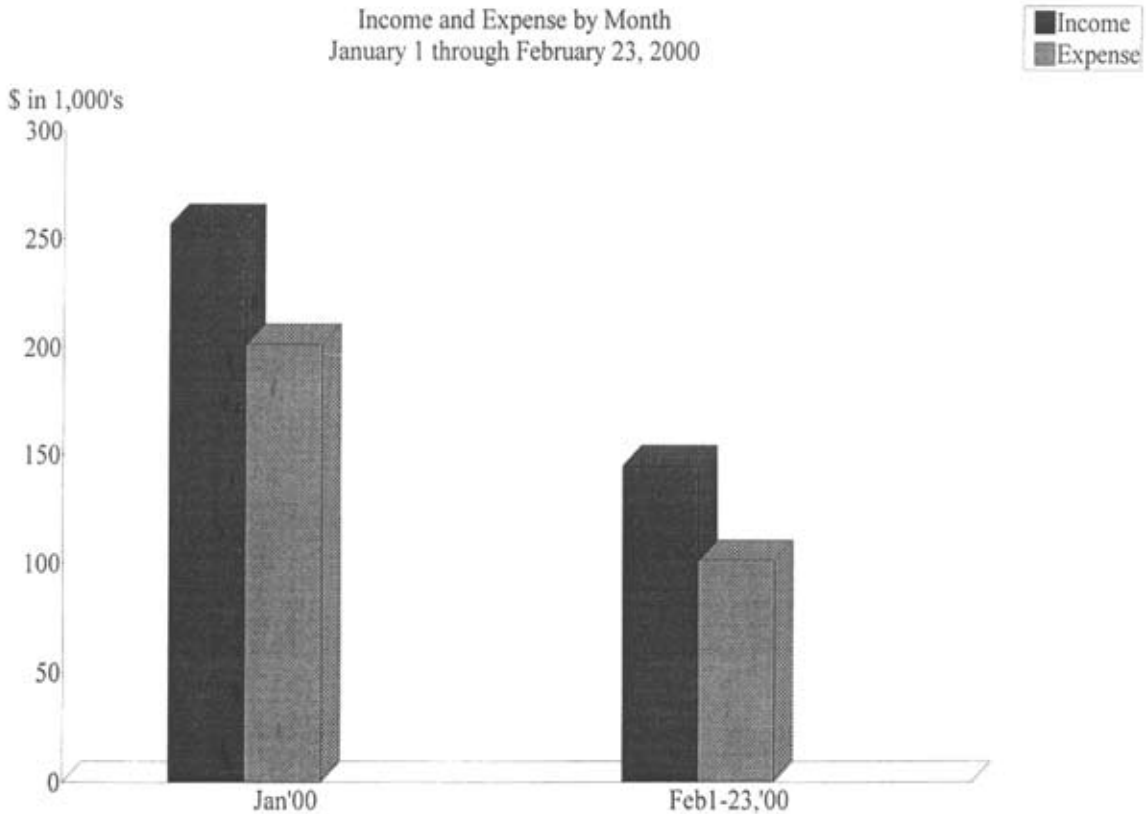


Expense Summary  
Jan 1 - Mar 5, '98

- 6630 · Wages & Salaries
- 5010 · Purchases-Oil/Lubricant
- 6650 · Payroll Taxes
- 6180 · Insurance
- 6640 · Miscellaneous - Pay Outs
- 6390 · Utilities
- 6230 · Uniforms
- 6290 · Land Rent
- 6350 · Travel & Ent
- 5020 · Purchases-Oil/Air Filters
- Other
- Total



Income and Expense by Month  
January 1 through February 23, 2000



Income Summary  
January 1 through February 23, 2000

4020 · FULL SERVICE	%78.31
4090 · COUPONS	\$-28,284.98
4021 · AIR FILTER	5.62
4022 · AUTO TRANS	3.61
4025 · WIPER BLADE	3.36
4043 · VARIOUS ADDITIVES	2.45
4039 · LIGHTS	1.97
4028 · RADIATOR SERVICE	1.55
4095 · DISCOUNTS	\$-3,400.81
4024 · PCV VALVE	0.60
Other	2.54
<b>Sub-Total</b>	<b>\$401,491.36</b>

